

CReader Introduction



CReader series contain 12 products, designed for the automobile owners which like to maintenance.

x1

◆ CReader 401

◆ CReader 801

◆ CReader 501

◆ CReader 811

◆ CReader 601

◆ CReader 821

◆ CReader 611

◆ CReader 910

◆ CReader 701

◆ CReader 920



Slide 2

x1

徐大伟, 23/09/2013

The following figure shows the comparison among the following CReader 7-8-9 series:

PRODUCT COMPARISON	CR701	CR801	CR811	CR821	CR910	CR920
Global OBD II	●	●	●	●	●	●
C.A.N. Capability	●	●	●	●	●	●
Full OBD II Func.	●	●	●	●	●	●
Data Record and replay	●	●	●	●	●	●
Prints data via PC	●	●	●	●	●	●
Multilingual Support	●	●	●	●	●	●
Internet Updatable	●	●	●	●	●	●
ABS system		●	●	●	●	●
SRS system		●	●	●	●	●
Full ECU System					●	●
Oil Reset	●	●	●	●		●
EPB Reset	Model Options	●	●	●		●
SAS Reset	Model Options			●		●
BMS Reset	Model Options		●	●		●
DPF Reset	Model Options					●
TPMS Reset	Model Options			●		●
Number of cars					3	1
Color Screen	4.0"	4.0"	4.0"	4.0"	4.0"	4.0"



Creader 821

CReader 821 is a multipurpose CReader with large-size color display. It provides full OBDII/EOBD diagnostic functions and also the following functions: oil reset, set service mileage, EPB reset, BMS reset, TPMS reset, SAS reset, DPF reset. In addition, it supports ABS and SRS diagnosis for 46 car models.



Creader 821

Product Functions:

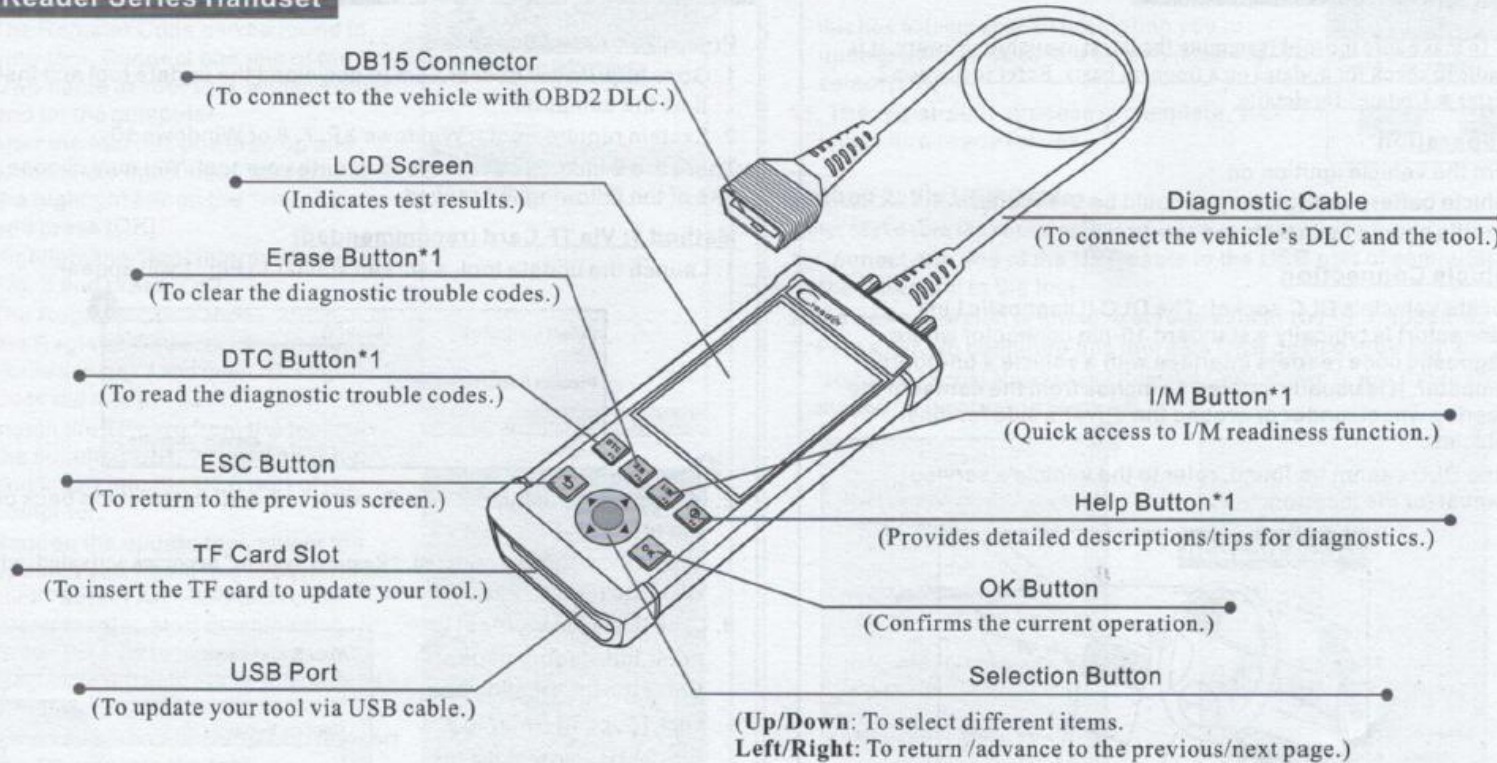
1. OBD full functions
2. Oil reset
3. EPB reset
4. BMS reset
5. SAS reset
6. DPF reset
7. TPMS reset
5. Read DTCs, clear DTCs, and read data streams for the ABS system
6. Read DTCs, clear DTCs, and read data streams for the ABS system
7. Color and graphical display of data streams
8. Query DTCs
9. PC internet free upgrade
10. Multilingual support
11. Print data via PC



CR821 Operation

CReader Series Quick Start Guide

CReader Series Handset



Notes:

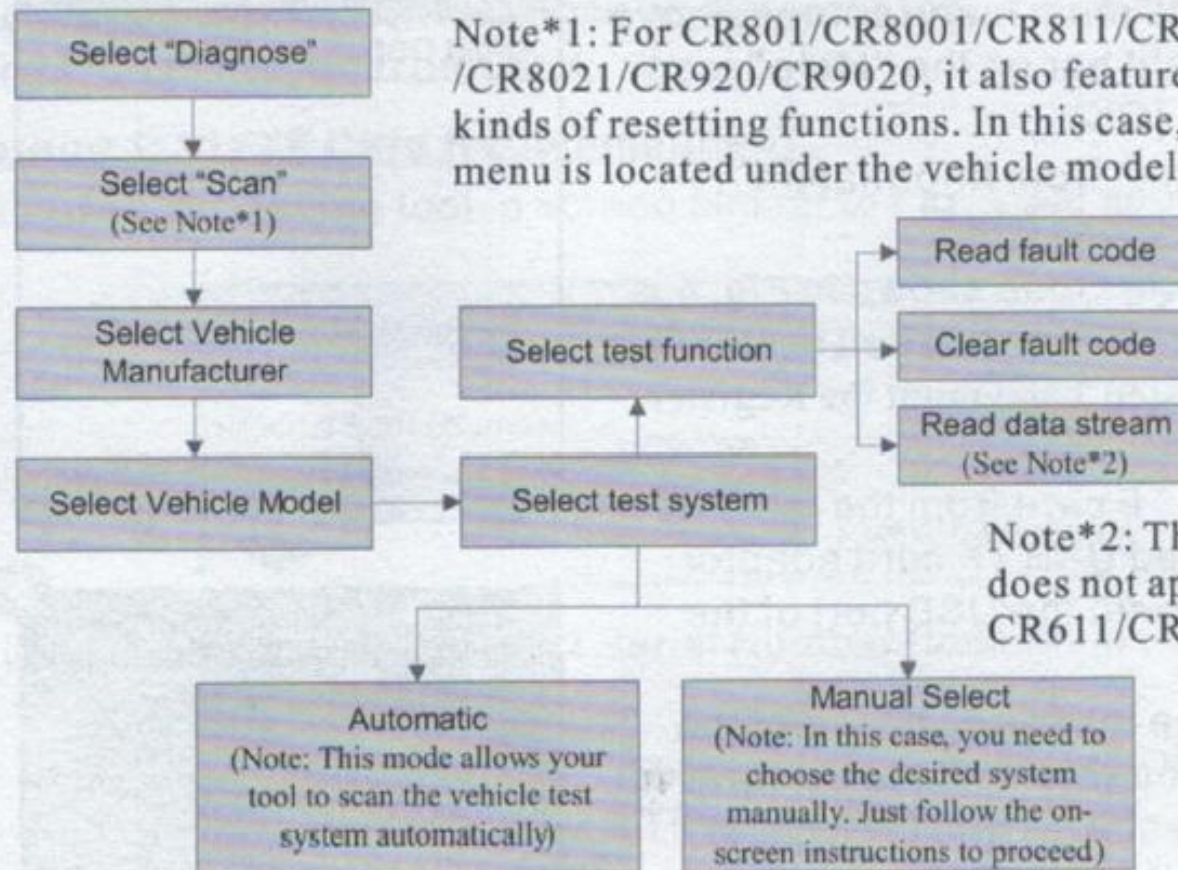
- The buttons marked with * indicate the function hot keys (namely, F1, F2, F3 and F4) and only apply to Diagnostics.
- CReader serial products feature the similar styling, except that some difference exists between appearance color and product features.



CR821 Operation

Diagnosis Flowchart of Vehicle System

This flowchart only applies to CR611/CR6011/CR801/CR8001/CR811/CR821/CR8021/CR910/CR9010/CR920/CR9020, which support diagnosis of electronic control systems of single vehicle make.

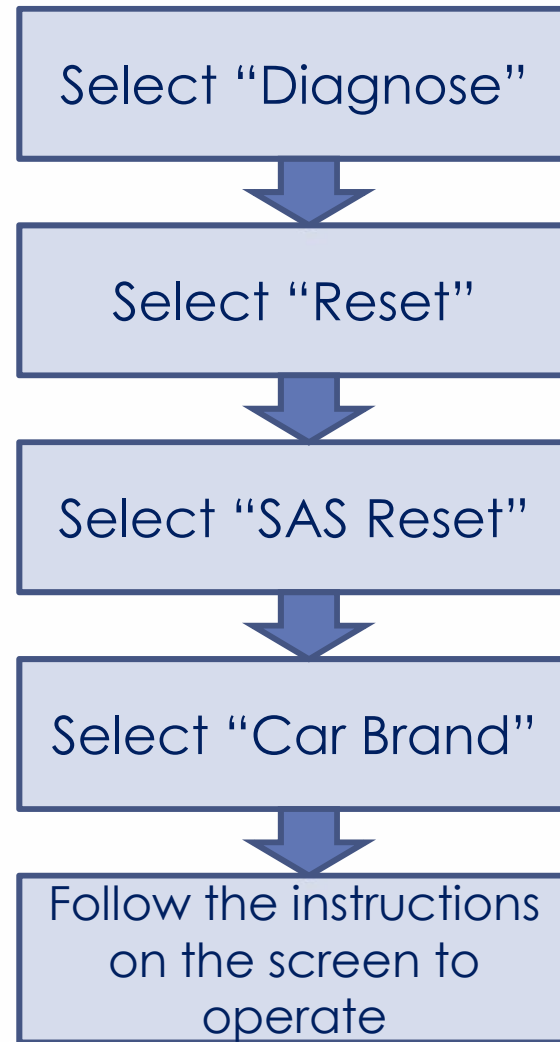


Note*1: For CR801/CR8001/CR811/CR821/CR8021/CR920/CR9020, it also features all kinds of resetting functions. In this case, the reset menu is located under the vehicle model.

Note*2: This function does not apply to CR611/CR6011.



CR821 SAS Reset



LAUNCH

Thanks 

创新 质量 效率 专业 竞争

